



Ballpark™

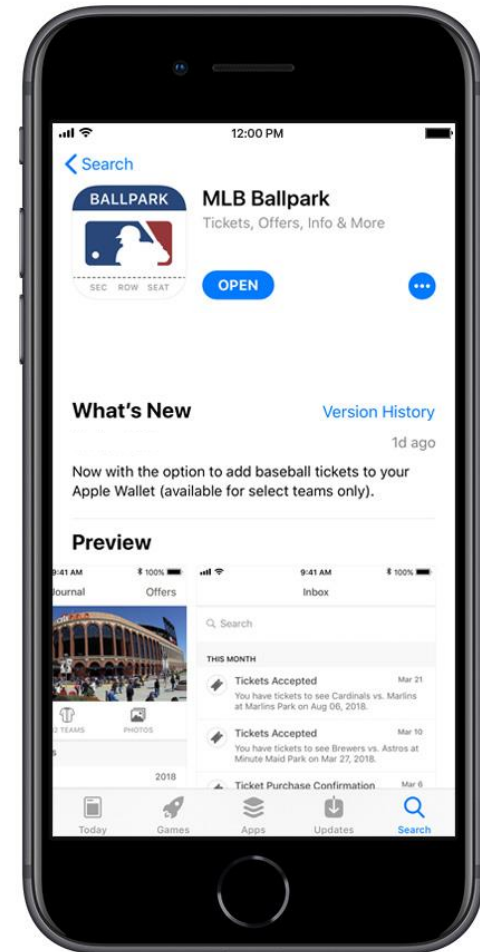
YOUR GUIDE TO MOBILE TICKETING



YOUR APP FOR MOBILE TICKETING

The free MLB Ballpark app is your secure and convenient way to instantly access Angels tickets at Angel Stadium via your mobile device.

Download MLB's official app for mobile ticketing to your mobile device today via the App Store or Google Play.



For any additional questions, please call 714-4-ANGELS.



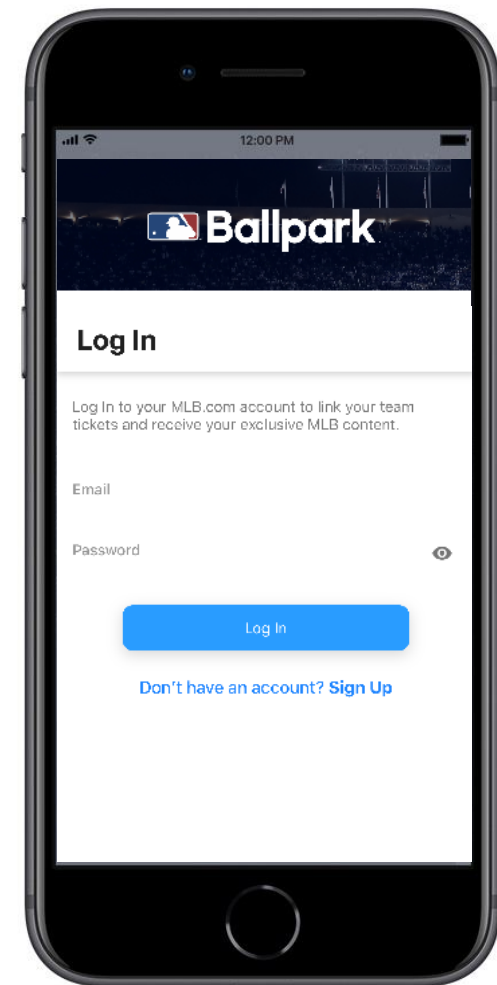
LOGIN WITH YOUR MLB.COM ACCOUNT

When you first download the app, log in with your MLB.com account.

If you can't remember your password, you can have a new one emailed to you directly from the app.

If you don't have an MLB.com account, you can easily create one in the app.

Please note: MLB.com account passwords cannot contain special characters, i.e., \$!&@

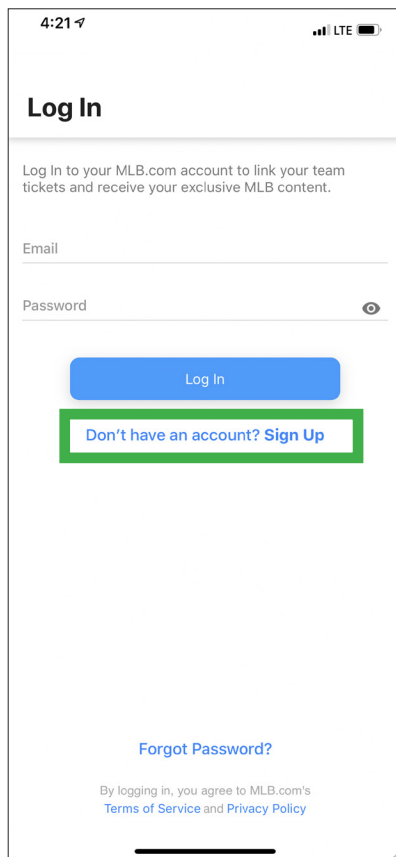


For any additional questions, please call 714-4-ANGELS.

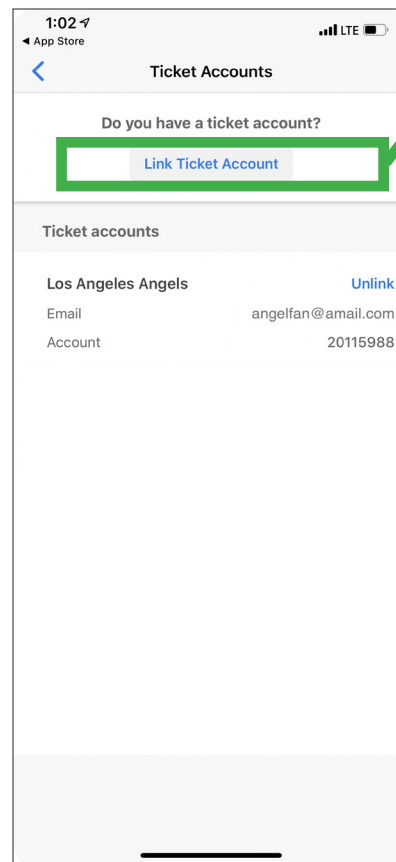


HOW TO LINK YOUR TICKET ACCOUNT

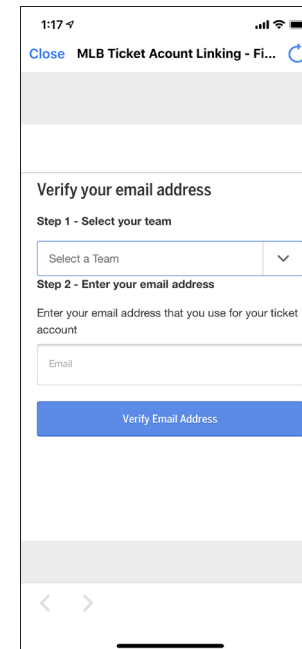
If you do not already have one, create an MLB.com account.



Check to see if your MLB account is linked to your Ballpark app.



If not, click “Link Ticket Account”



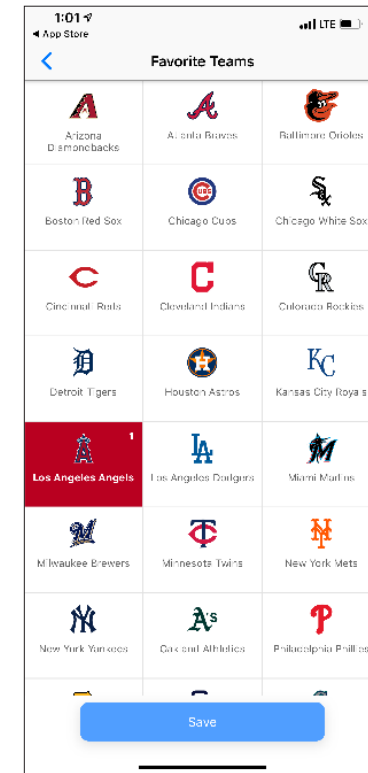
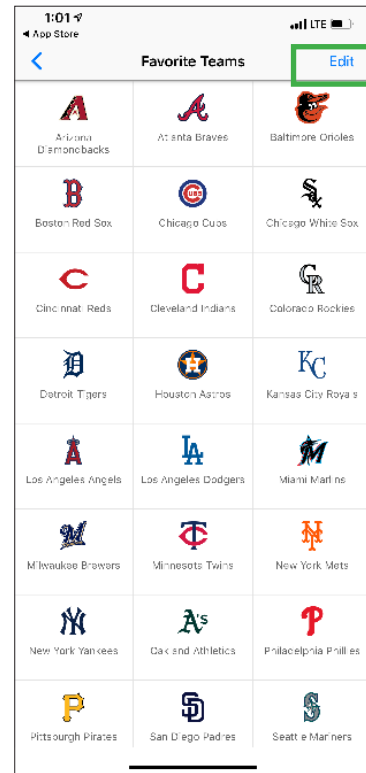
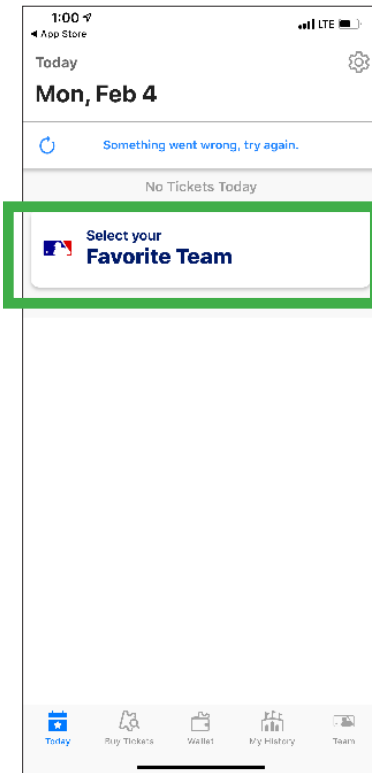
Select Los Angeles Angels as your team and enter your email address. Check your email to grant access. You will be prompted to login to your MLB.com account to verify the ticketing link.

For any additional questions, please call 714-4-ANGELS.



SELECT THE ANGELS AS YOUR TEAM

After signing in, select the Angels as your team to get started. To do so, click “Edit” in the top right corner. From here, you can select the Angels.

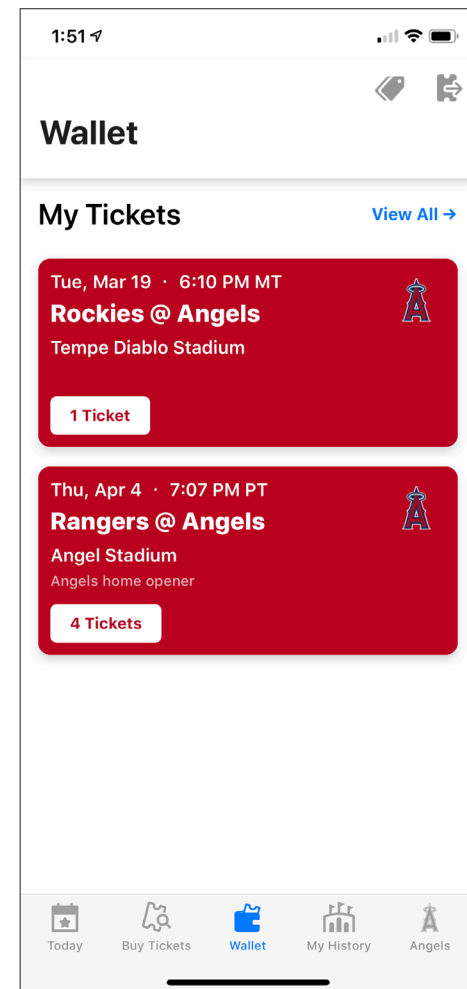


For any additional questions, please call 714-4-ANGELS.



HOW TO USE THE “TICKETS” TAB

The “Wallet” tab will hold any ticket(s) associated with your linked ticket account(s). The following pages will guide you on how to view and share these tickets.



For any additional questions, please call 714-4-ANGELS.



LINK YOUR ACCOUNTS

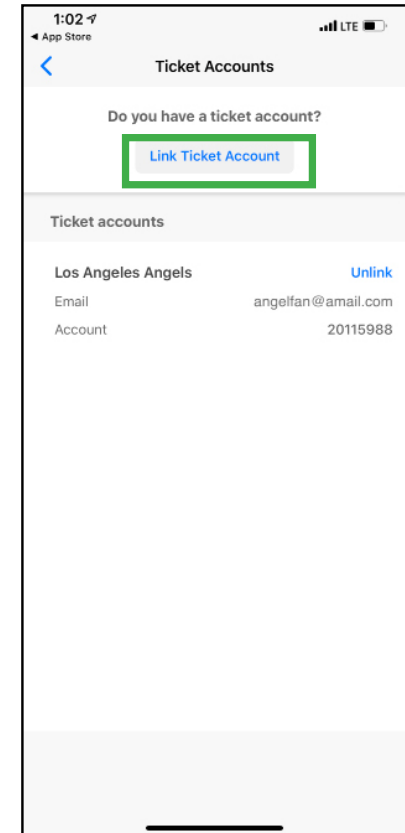
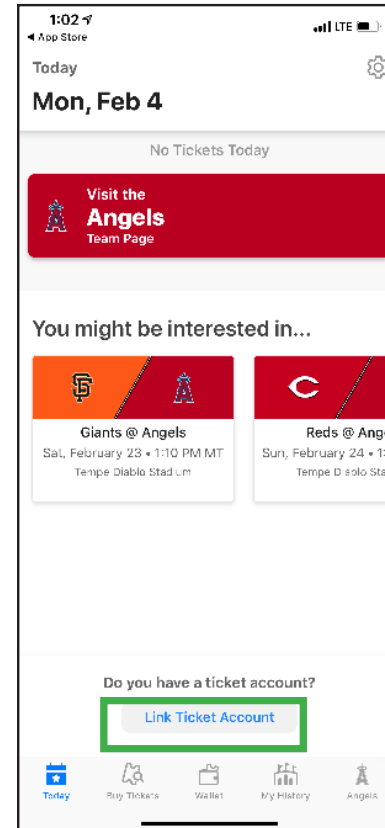
If this is your first time logging into the app:

Scroll to the bottom of the screen and tap “Link Ticket Account”.

Verify that your email address is displayed on the Ticket Accounts screen.

If not, tap “Link Ticket Account”. If you’re attempting to link a NEW email, you’ll receive an MLB.com email asking you to Grant Access to the app. Tap Grant Access from the email and then re-open the app and refresh the Tickets screen.

Please note: When linking your account, please be patient for verification email from MLB. This may take a few minutes.



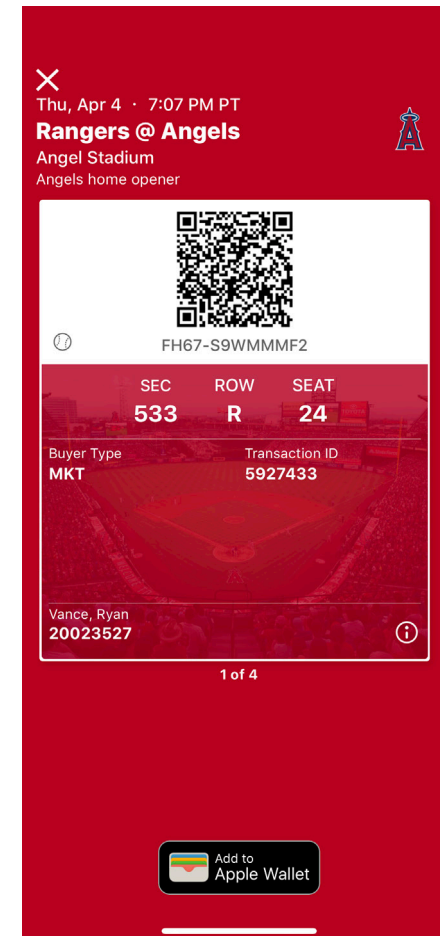
Once linked, your email address and Angels ticket account number should now appear in the Ticket Accounts screen, and your ticket inventory will appear in Tickets menu! If you wish to link additional accounts at a later date you will need to go to Settings, located under the Today tab, then select Ticket Accounts.

For any additional questions, please call 714-4-ANGELS.



HOW TO VIEW YOUR TICKET BARCODE

Tap an individual ticket to see its mobile barcode and that game's information. This mobile barcode will be used when you enter Angel Stadium for an Angels game. Gameday entry instructions will be provided on a later page.



For any additional questions, please call 714-4-ANGELS.



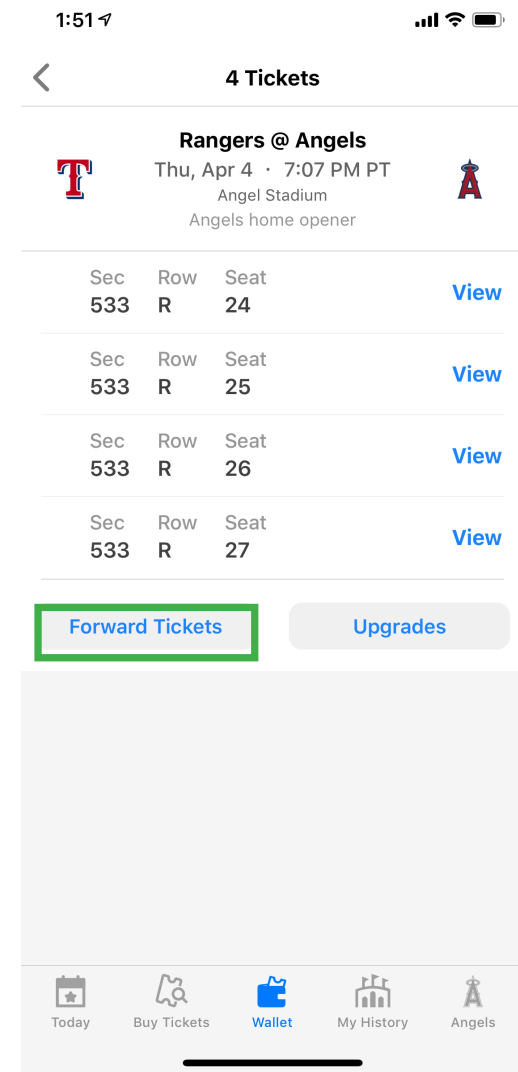
HOW TO FORWARD TICKETS

Meeting family or friends at Angel Stadium? You can easily forward one or multiple ticket(s) to them via the Ballpark app by tapping the “Forward Tickets” icon.

Mobile tickets can be forwarded via email or a messaging link. When you forward a ticket, it will still appear on the list of tickets in your Ballpark app, but it will not feature a mobile barcode.

Mobile tickets without barcodes cannot be used for entry into Angel Stadium. Once accepted by the recipient, a new mobile barcode will render in their Ballpark App.

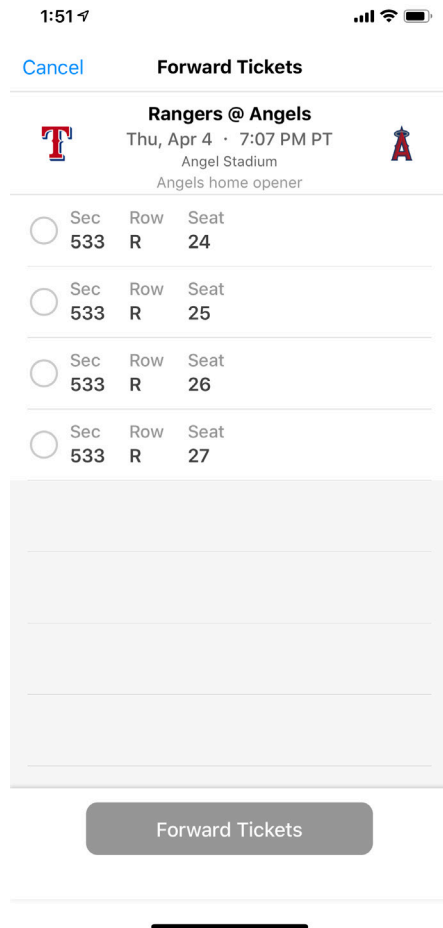
You may choose to cancel a forwarded ticket and have it reinstated as a live mobile ticket in your Ballpark app. Instructions on how to cancel a forwarded ticket are provided on a later page.



For any additional questions, please call 714-4-ANGELS.



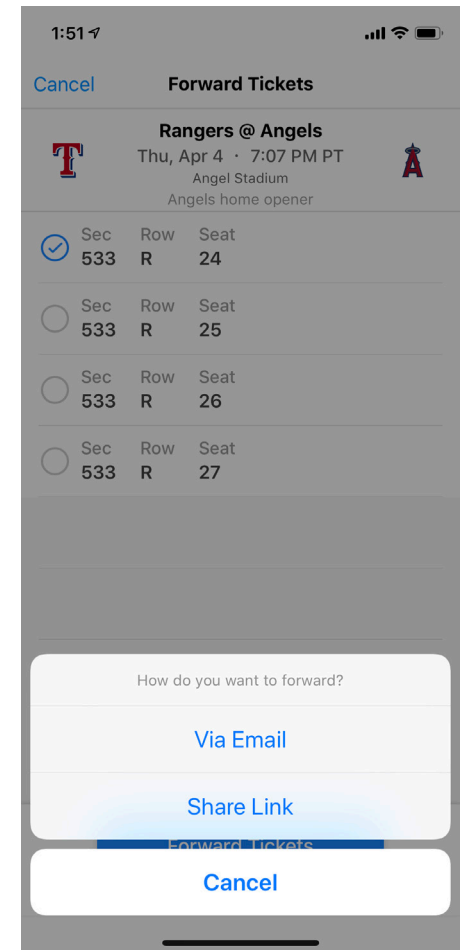
HOW TO FORWARD TICKETS VIA EMAIL



To forward a single ticket via email, enter the recipients email address directly.

The recipient will be sent an email notifying him or her that you have sent mobile ticket(s).

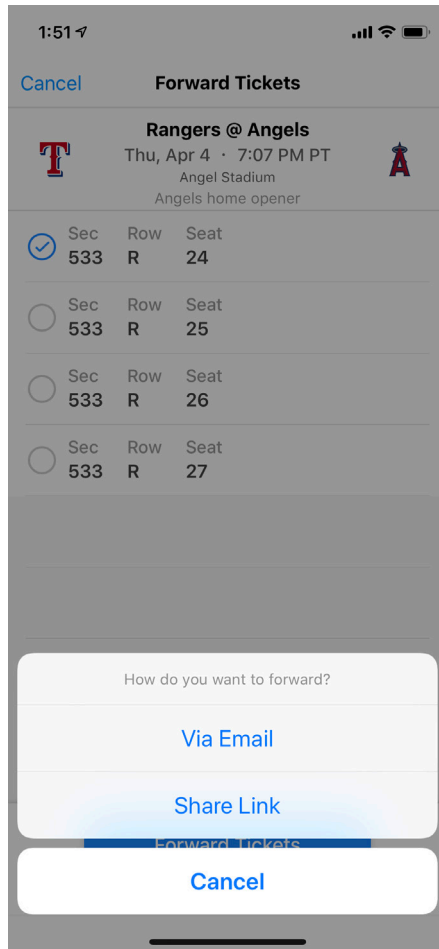
The recipient must click “Access Tickets” in that email in order to receive the ticket(s).



For any additional questions, please call 714-4-ANGELS.



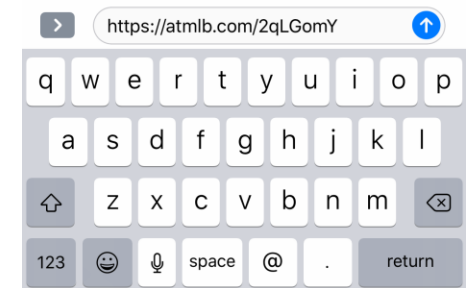
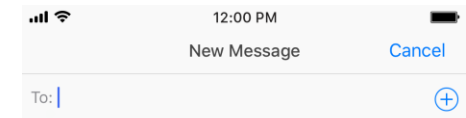
HOW TO FORWARD TICKETS VIA TEXT



If you do not know a recipient's email address, or they do not have current access to their email, you can share a ticket via messaging link by selecting the "Share" option.

Simply select that recipient from your address book or enter their mobile phone number.

They will receive a text with a link to accept that mobile ticket.



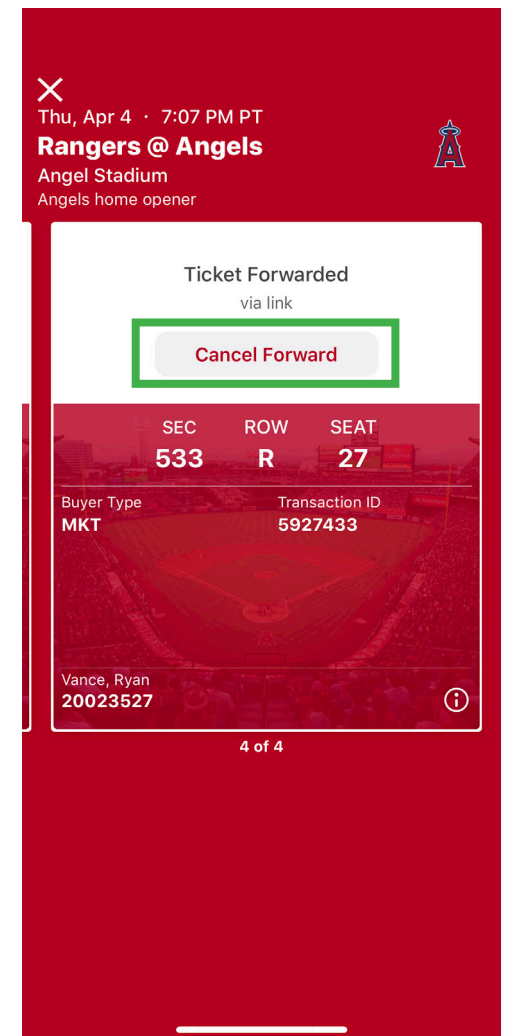
For any additional questions, please call 714-4-ANGELS.



HOW TO CANCEL A FORWARDED TICKET

If the recipient cannot attend the game, you can cancel that forward and have that ticket reinstated as a live mobile ticket in your Ballpark app.

To cancel your previous forward, go to the Wallet tab and tap the ticket you wish to recall. Simply tap the “Cancel Forward” button.



For any additional questions, please call 714-4-ANGELS.

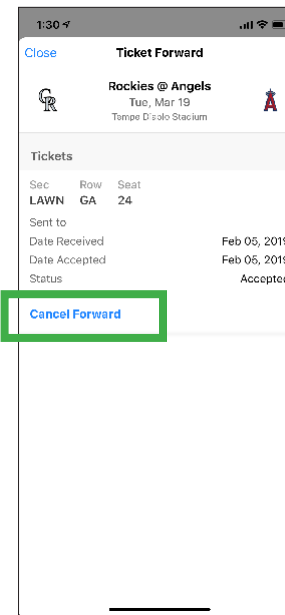
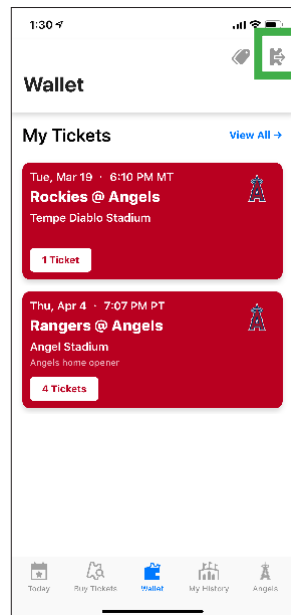


HOW TO CANCEL A FORWARDED TICKET

If the recipient has already accepted the ticket you will need to navigate to the Ticket Forwards icon in the top right of the Wallet tab to recall ticket.

The recipient will receive a notification that you have canceled the forward. The ticket will automatically disappear from their “Tickets” tab.

Forwarded tickets can be canceled up until the moment that ticket is scanned for entry at Angel Stadium.



For any additional questions, please call 714-4-ANGELS.



HOW TO ENTER AN ANGELS GAME AT ANGEL STADIUM

Avoid connectivity issues at the stadium by saving tickets to your Apple Wallet by clicking the options button.

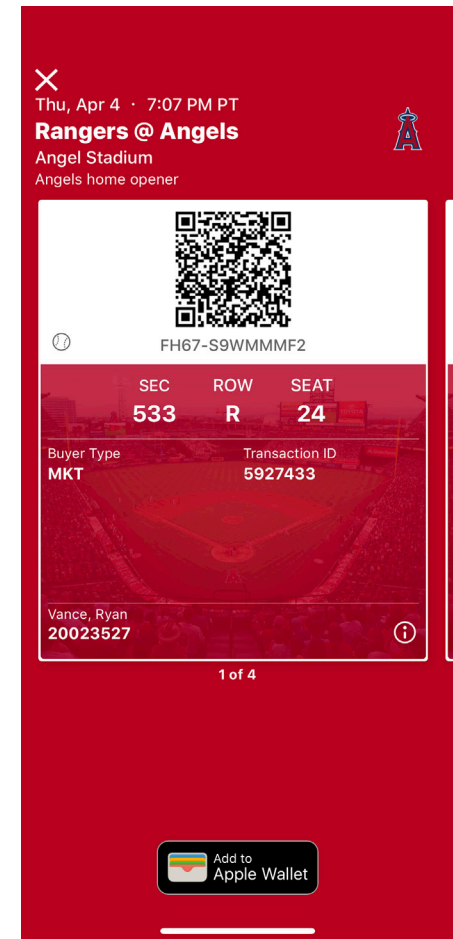
Ready to enter Angel Stadium? Simply have the Ballpark app open, pull up your ticket barcode for that day's game and present it to the gate attendant to be scanned.

If you're entering with a group, you have the option to scan multiple tickets on one device, or forward tickets to your group in advance to be scanned via the Ballpark app on their devices.

Having issues scanning in? Be sure to adjust your screen's brightness and watch out for glares from lights or the sun, both of which may prevent your mobile ticket from scanning properly.

Making your way to your seats at Angel Stadium? Simply show your usher your mobile ticket on the Ballpark app to be directed to your seat.

Note: If you have both the Ballpark app as well as a printed ticket for the same seat, the first ticket scanned is the only one that will allow entry into Angel Stadium. Once a ticket has been scanned, it cannot be forwarded.



For any additional questions, please call 714-4-ANGELS.



Ballpark™

